

Se emplean en instalaciones tanto en alta como en baja presión. Su rosca fina permite un mejor control del flujo del gas L.P. ó aire. Tienen diferentes usos como son quemadores, lanzallamas, equipos de cocimiento, líneas de aire, etc. Los modelos de la subserie "C" cuentan con aprobación U.L. y U.L.c. para presiones de trabajo de 375 P.S.I. de gas L.P. Los modelos de la subserie "A" son fabricados con el mismo mecanismo que la subserie "C" pero no cuentan con dichas aprobaciones.

*These valves are used in high pressure or low pressure installations. Their fine thread permits a better control of flow. These valves are used with burners, torches, cooker equipment, air lines, etc.. All "C" subserie have the U.L. and U.L.c. approval for 375 P.S.I. of L.P. gas working pressure. The "A" subserie are manufactured with the same mechanism as "C" subserie but they do not have such approvals.*

(A) Modelo 201A00  
1/4" hnpt x 1/4" hnpt

(B) Modelo 201C00  
1/4" hnpt x 1/4" hnpt

(C) Modelo 202A00  
3/8" m flare x 3/8" m flare

(D) Modelo 202C00  
3/8" m flare x 3/8" m flare.

(E) Modelo 203A00  
3/8" m flare x 1/4" hnpt

(F) Modelo 203C00  
3/8" m flare x 1/4" hnpt

(G) Modelo 204A00  
1/4" mnpt x 1/4" hnpt

(H) Modelo 204C00  
1/4" mnpt x 1/4" hnpt

(A) Model 201A00  
1/4" fnpt x 1/4" fnpt

(B) Model 201C00  
1/4" fnpt x 1/4" fnpt

(C) Model 202A00  
3/8" m flare x 3/8" m flare

(D) Model 202C00  
3/8" m flare x 3/8" m flare.

(E) Model 203A00  
3/8" m flare x 1/4" fnpt


(F) Model 203C00  
3/8" m flare x 1/4" fnpt

(G) Model 204A00  
1/4" mnpt x 1/4" fnpt

(H) Model 204C00  
1/4" mnpt x 1/4" fnpt

**CARACTERISTICAS TECNICAS Y OPCIONES DE PEDIDO  
TECHNICAL CHARACTERISTICS AND PURCHASE OPTIONS**

MODELO	ENTRADA	SALIDA	APROBACIONES
MODEL	INLET	OUTLET	APPROVALS
201A00	1/4" HNPT	1/4" HNPT	NOM
201C00	1/4" FNPT	1/4" FNPT	U.L.
202A00	3/8" M FLARE	3/8" M FLARE	NOM
202C00	3/8" M FLARE	3/8" M FLARE	U.L.
203A00	3/8" M FLARE	1/4" HNPT	NOM
203C00	3/8" M FLARE	1/4" HNPT	U.L.
204A00	1/4" MNPT	1/4" HNPT	NOM
204C00	1/4" MNPT	1/4" HNPT	U.L.



Se emplean en instalaciones tanto en alta como en baja presión. Su rosca fina permite un mejor control del flujo del gas L.P. ó aire. Tienen diferentes usos como son quemadores, lanzallamas, equipos de cocimiento, líneas de aire, etc. Los modelos de la subserie "C" cuentan con aprobación U.L. y U.L.c. para presiones de trabajo de 375 P.S.I. de gas L.P. Los modelos de la subserie "A" son fabricados con el mismo mecanismo que la subserie "C" pero no cuentan con dichas aprobaciones.

*These valves are used in high pressure or low pressure installations. Their fine thread permits a better control of flow. These valves are used with burners, torches, cooker equipment, air lines, etc.. All "C" subserie have the U.L. and U.L.c. approval for 375 P.S.I. of L.P. gas working pressure. The "A" subserie are manufactured with the same mechanism as "C" subserie but they do not have such approvals.*

(I) Modelo 205C00  
1/4" mnpt x 1/4" mnpt

*(I) Model 205C00  
1/4" mnpt both sides*

(J) Modelo 206C00  
1/4" hnpt x 1/4" mnpt

*(J) Model 206C00  
1/4" fnpt x 1/4" mnpt*

(K) Modelo 207C00  
1/4" mnpt x 9/16"-18 2A macho

*(K) Model 207C00  
1/4" mnpt x 9/16"-18 2A male*

(L) Modelo 208C00  
9/16"-18 2A macho x 1/4"mnpt

*(L) Model 208C00  
9/16"-18 2A male x 1/4"mnpt*

(M) Modelo 209C00  
9/16"-18 2A macho x 1/4"hnpt


*(M) Model 209C00  
9/16"-18 2A male x 1/4"fnpt*

(N) Modelo 210C00  
1/4" hnpt x 1/8" mnpt

*(N) Model 210C00  
1/4" fnpt x 1/8" mnpt*

**CARACTERISTICAS TECNICAS Y OPCIONES DE PEDIDO  
TECHNICAL CHARACTERISTICS AND PURCHASE OPTIONS**

MODELO MODEL	ENTRADA INLET	SALIDA OUTLET	APROBACIONES APPROVALS
205C00	1/4" MNPT	1/4" MNPT	U.L.
206C00	1/4" HNPT	1/4" MNPT	U.L.
207C00	1/4" MNPT	9/16"-18 2A MACHO/MALE	U.L.
208C00	9/16"-18 2A MACHO/MALE	1/4" MNPT	U.L.
209C00	9/16"-18 2A MACHO/MALE	1/4" HNPT	U.L.
210C00	1/4" HNPT	1/8" MNPT	U.L.



(I)



(J)




(K)



(L)



(M)



(N)